

Mathematics for Grade 1

MELC: Arrange set from the smallest to the biggest

And from the biggest to the smallest.

Lesson 2: Ordering Sets





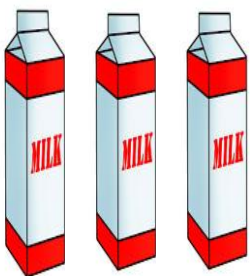
What I need to know

What I need to do:

Look around you. Many things that you eat every day come from plants and animals. Fruits and vegetables come from plants. The clothes you wear come from them, also. Plants and animals are useful to us.

What I know:

Study the sets of things below.




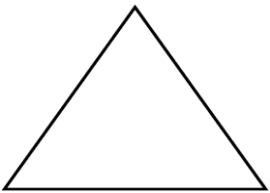
Which set has the most or the biggest number? Draw a **Circle** around the set.

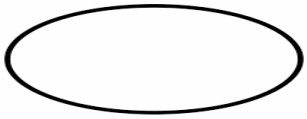
Which has the **least/smallest/fewest** number of things? Draw a box around the set.

What's in today.


With the help of your guardian. Write the names of the shapes












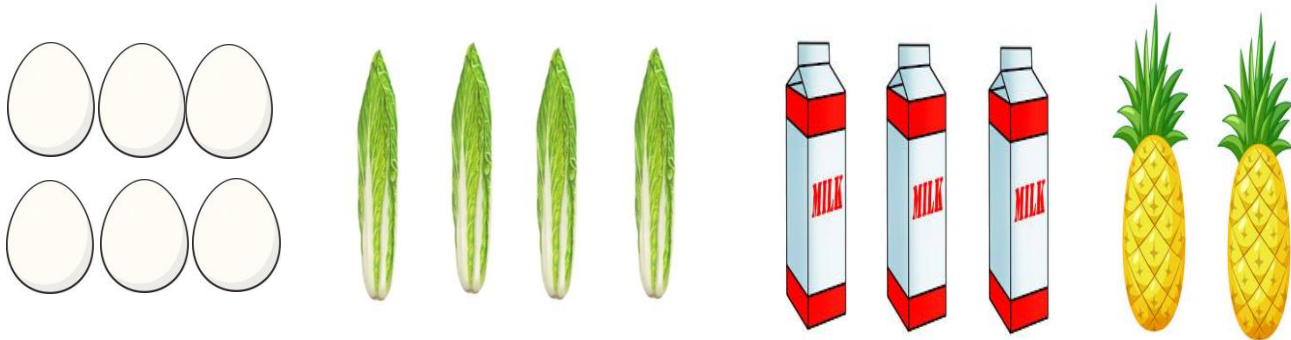
What's new:

A. Least or Smallest to greatest or biggest.



The sets are arranged in increasing order.

B. Greatest or biggest to least or smallest.



The sets are arranged in decreasing order.

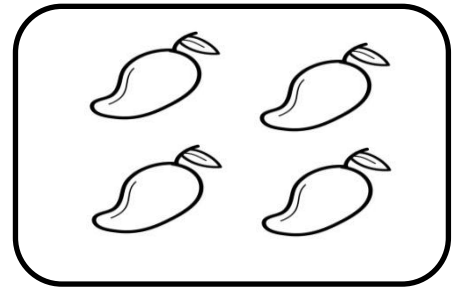


The sets are in increasing order
When they are arranged from the smallest or
least to greatest.

The sets are in decreasing order when they
are arranged from greatest to least.




What is it

Now, arrange these sets.

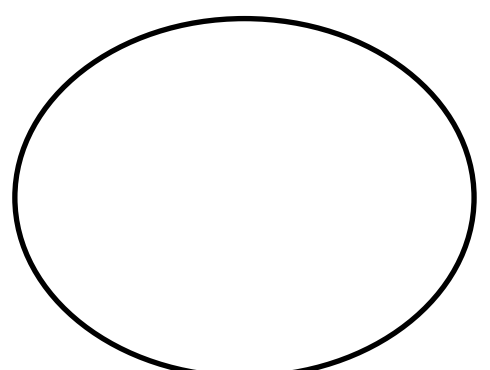
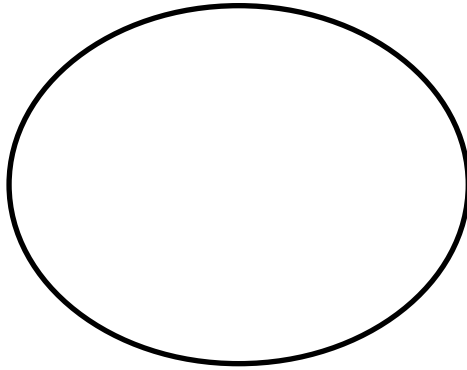
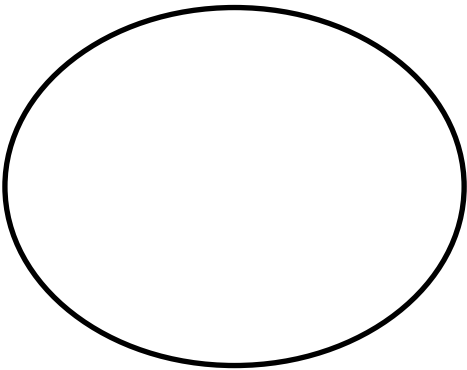


Draw the fruits inside the




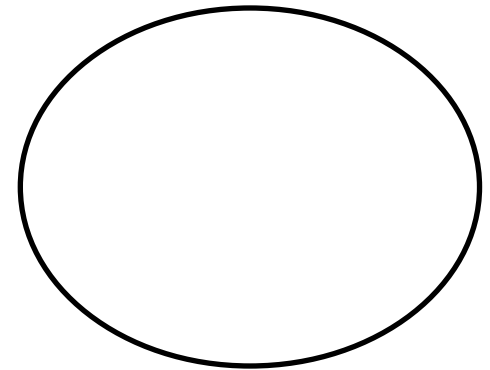
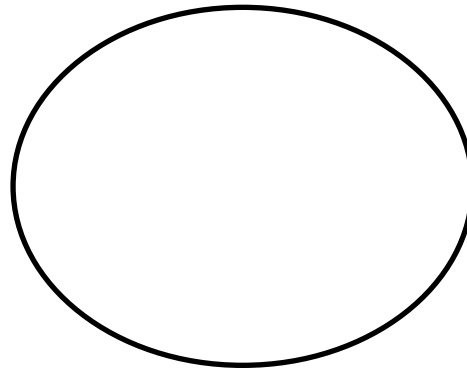
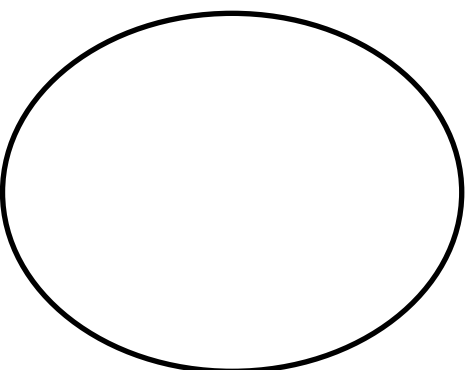
Inside the first circle, draw the fruits with the smallest number.

In the third set, draw the fruits with the most/greatest number.




The things are arranged from least to greatest.




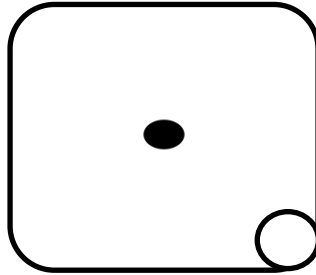




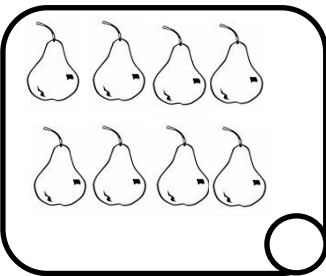
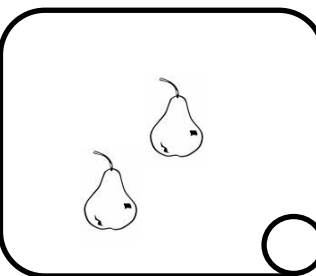
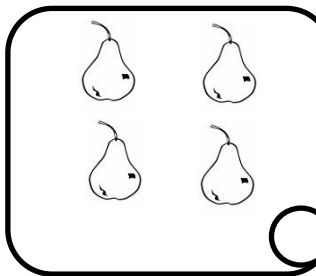
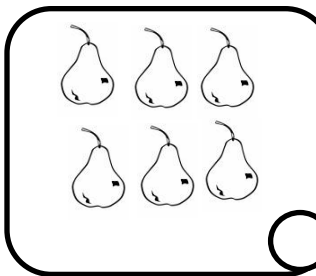
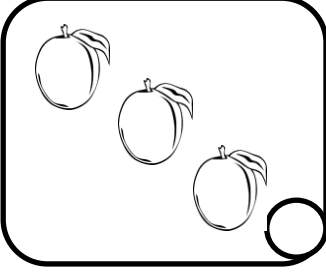
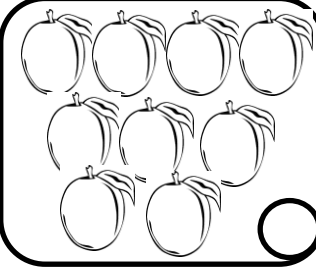
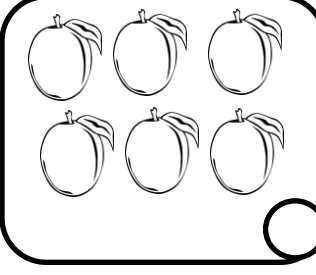

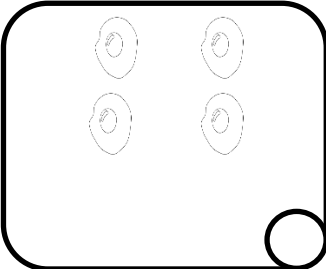
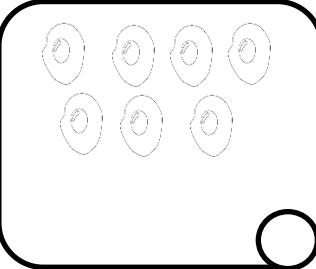
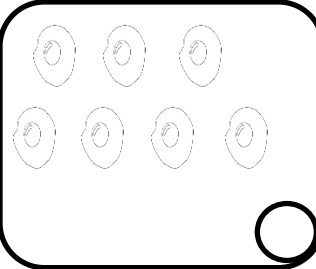
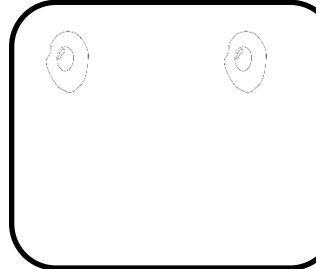
Again, draw the things inside the . This time, draw the fruits with the biggest number on the first set. Draw the fruits with the smallest number on the third set.



Arrange them from greatest to least.




What's more

A. Arrange the sets from **least** to **greatest**. Write numbers 1 to 4 inside the  1 being the least and 4 the greatest.




1.				
2.				
3.				
4.				
5.				






B. With the help of your guardian. Order the sets from least to greatest. Write the letter of the correct order of the sets. Write a on the set with the smallest number, b on the next; and c on the set with the biggest number.

1.   

a. b. c. _____

2.   

a. b. c. _____

3.   

a. b. c. _____

4.   

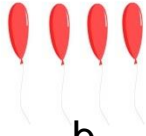
a. b. c. _____



5.



a.



b.

c.

C. Arrange the sets of objects from **least** to **greatest**. Write the letters of the correct order of the sets.



a.



b.



c.



a.



b.



c.



a.



b.



c.




a.




b.




c.



a.









b.









c.




D. Arrange the following sets from **greatest** to **least**. Write the letter of the correct order of the sets. Write a on the set with the biggest number, 2 on the next and 3 on the set with the smallest number.

1.  a.  b.  c.

2.  a.  b.  c.

3.  a.  b.  c.

4.  a.  b.  c.

5.  a.  b.  c.



a.

b.

c. _ _ _

E. With the help of your guardian. Arrange from least to greatest. Put numbers 1, 2, and 3 in the box. (1 is the least, 3 is the greatest)

1.




2

3.

3 3 3 3		

4.

5.


What I have learned

We have learned that in arranging sets we start from the least to the greatest.

What I can do

Draw your own sets and arrange them as asked. Color them.

1.

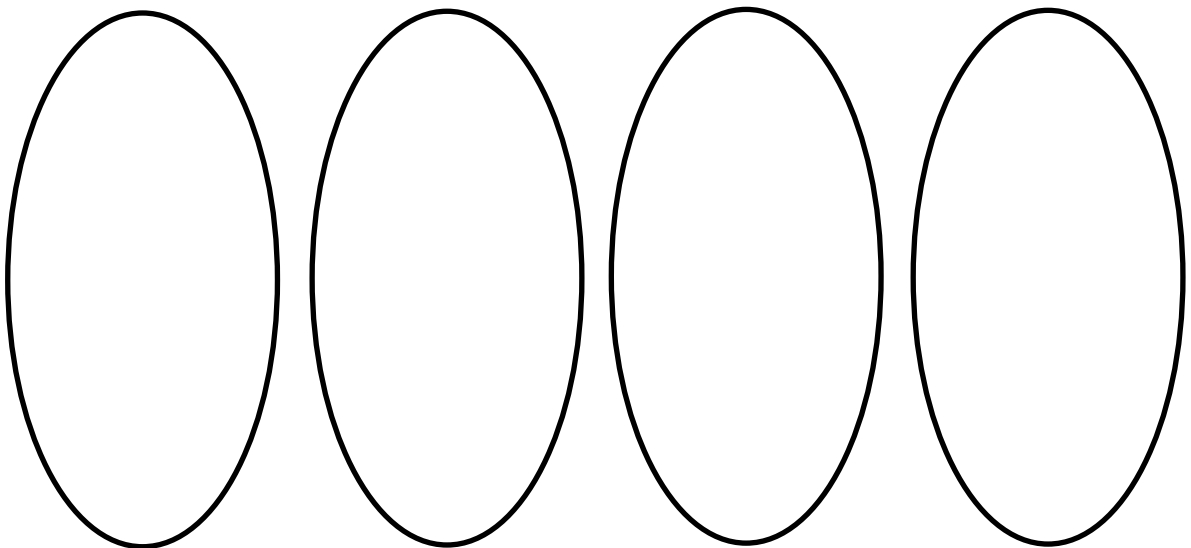


Least

to

greatest

2.




Greatest

to

least

3.



Least to greatest

Assessment

Draw the number of objects for each box. Then arrange them from least to greatest by writing A, B, C. (A is the least and C is the greatest)

4 balls

8 balls

7 balls
